






PHD - SPHD - HSPHD Diagonallapper		SPHD 2 - 10						SPHD SW 2 -10			Reparation til forstærkning		
													
Skade størrelse maximal i mm.	Ply / Lag	4	6 - 8	10 - 12	14 - 16	18 - 20	22 - 24		8 - 12	14 - 18	20 - 24		
10		2	3	3	4	5	6		2	3	4		
15		3	3	4	4	5	6		2	3	4		
25		3	4	4	6	6	7		3	4	5		
35		4	4	5	6	7	8		3	4	5		
50		5	5	6	6	8	9		5	5	6		
75		-	-	7	7	9	9		6	6	7		
100		-	-	8	8	9	10		7	7	8		
125		-	-		10	10	-		-	8	8		



CT Diagonallapper

Traktor




Skade størrelse maximal i mm.	Ply / Lag	4	6 - 10
3		-	-
6		-	-
13		-	-
25		SPHD 3	SPHD 4
40		SPHD 5	SPHD 6
50		SPHD 5	SPHD 6
65		T225	T425
75		T225	T425
90		T230	T430
100		T230	T430
125		T235	T435
150		T440	T440
175		T443	T443
200		-	T643
235		-	T643

**BEMÆRK!!!
HER BENYTTES SPHD**



C- OTR DIAGONALLAPPER TIL

ENTREPRENØRMASKINER



Skade størrelse maximal i mm.	Ply / Lag	6 - 8	10 - 12	14 - 16	18 - 20	22 - 24	26 - 28	30 - 36	38
13		0	0	0	1	1	1	1	1
25		1	1	1	1	1	1	1	1
40		1	1	1	1	1	2	2	2
50		1	1	2	2	2	2	2	2
65		1	1	2	2	2	3	3	3
75		1	2	3	3	3	3 ½	3 ½	4
100		-	2	3	3	3 ½	3 ½	4	4
125		-	-	3	3 ½	3 ½	4	4	5
150		-	-	3 ½	3 ½	4	5	5	6
175		-	-	-	4	5	5	6	6
200		-	-	-	-	5	6	7	7
225		-	-	-	-	6	6	7	7
250		-	-	-	-	-	7	7	8
275		-	-	-	-	-	7	8	8
300		-	-	-	-	-	8	8	8